



ELLIS GUILFORD SCHOOL
Creative Education Trust

TUTOR INFORMATION EVENING



HANDOUT

AMBITION



INTEGRITY



RESPECT



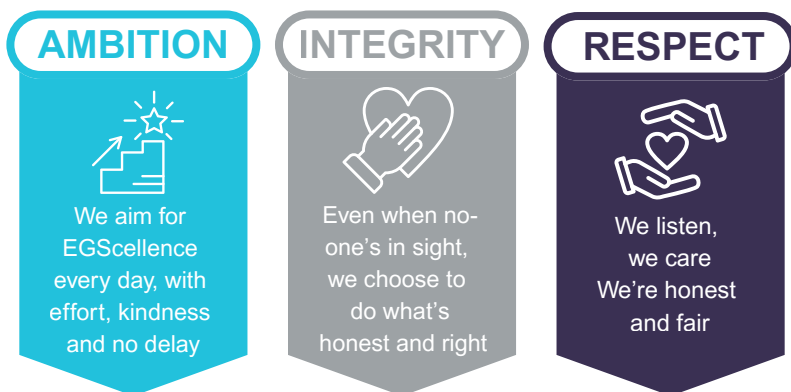
Ellis Guilford School

We've created this handy pack full of useful information, facts and figures to help guide you through all things Ellis Guilford School.

Through our core values of Ambition, Integrity and Respect, we are building a school culture where success is earned, celebrated and shared. Here at the Ellis Guilford School, we strive for **EGScellence** in everything we do; in learning, character and community.

We are lucky to have such remarkable children in our school, and we want to be able to recognise them whenever possible.

We provide opportunities for children to display our values through Pledges in Practice.




All children have an EGScellence Card which they need to bring to school every day in their EGS Navy Lanyard. EGScellence cards are stamped by staff whenever children are seen displaying our school values: Ambition - Integrity - Respect.

Once complete, children can give these to their tutor to exchange for 80 Guilford Gold which they can then spend in our Swap Shop or save for bigger rewards such as Reward Trips.



House System

Our House system is designed to support a sense of belonging, collaboration across age ranges and healthy competition, fun and enjoyment. Every child is part of one of our five Houses.



House Badges



EGS**cellence**

Safeguarding

Ellis Guilford School has a specialist safeguarding team working daily to keep children safe.

The Designated Safeguarding Lead (DSL) is Mr. Williams (Assistant Principal). Mr Williams has responsibility for safeguarding and child protection in the school. He is supported by our Safeguarding Team.

Meet the SAFEGUARDING TEAM

Mr Williams
Ms McFarland
Miss Tive
Miss Marks

0115 913 1338 EXT 2110
john.williams@elliisguilfordschool.org.uk

REPORT ANYTHING ANONYMOUSLY USING 'THE STUDENT VOICE'

ELLIS GUILFORD SCHOOL
Creative Education Trust

EllisG.tsv.app

The graphic features four circular portraits of team members: Mr Williams, Ms McFarland, Miss Tive, and Miss Marks. It includes contact information for the DSL, a QR code, and a download icon for the app. A large stylized 'G' logo is also present.

Nottingham City Safeguarding Children Partnership:
Contact the Multi Agency Safeguarding Hub (MASH) for any safeguarding or child protection concerns you have.

Nottingham City Families First Partnership (early help and support for families):
The aim of the Families First Partnership (FFP) programme is to ensure that every family can access the right help and support when they need it, with a strong emphasis on early intervention to prevent crisis.
To seek support from the FFP then contact MASH:

Nottingham City MASH: 0115 876 4800
Nottingham County MASH: 0300 500 80 90



Uniform for **ELLIS GUILFORD SCHOOL**



Navy EGS Blazer



White Shirt



**EGS Navy
Stripe Tie**



**Navy V-Neck
Knitted Jumper**



**Black Polishable
Shoes**



**Grey Trousers, Grey Pleated Skirt
or Grey A-line Skirt**



Plain Rucksack

Grey, Navy or Black Socks

Grey, Navy or Black Tights



**We pride ourselves on our smart uniform,
please address our list above and don't hesitate
to ask if you have any questions.**

Homework & Online Platforms FAQs

What homework will my child receive?

Year 7

No homework will be set for Autumn Term 1. Homework will be set from w/c 3rd November. Maths and English will be set on Sparx. All other subjects will set paper-based knowledge quizzes. One piece of homework per subject will be set each week.

Year 8&9

English and Maths homework will be set from w/c 8th September. Maths and English will be set on Sparx. All other subjects will set paper-based knowledge quizzes from w/c 3rd November. One piece of homework per subject will be set each week.

Year 10 & 11

All subjects will set homework from w/c 8th September. 2 x pieces of homework will be set per subject each week. Homework will consist of Sparx, knowledge quizzes, and past exam questions.

FAO Year 7 Pupils

Year 7 pupils are receiving their login details in their IT lessons over the next few weeks. Year 7s will not be set homework until w/c 3rd November.

What is my child's school email address?

Example email address for a Year 7 student named Ted Hudson:

EGS-25tehu@ellisguilfordschool.org.uk

The first part of the email address is:

Year 7 - 'EGS-25'

Year 8 - 'EGS-24'

Year 9 - 'EGS-23'

Year 10 - 'EGS-22'

Year 11- 'EGS-21'

The next four letters are made up of the first two letters of your child's first name and the first two letters of your child's surname. The email address is completed with '@ellisguilfordschool.org.uk'

What does my child do if they have lost their password?

Children will need to go to A3 (the onsite IT support office) and our IT staff will be able to reset it.

My child is in year 7 and they do not know their login details. How do they access these?

Your child will be given a school email address and password in their IT lesson by October half-term.

How do I check if my child has homework due?

Children and parents can log onto Class Charts. Class Charts shows all the homework that has been set. All current parents have been sent an invite to log in to Class Charts. This is also displayed later in this booklet.

What is Arbor for?

Arbor is our Management Information System (MIS). It allows us to communicate to parents.

What is Sparx?

Sparx is an online quizzing platform. Maths and English set weekly homework on Sparx. This is set on Wednesdays each week. The children have one week to complete the work set and must complete by the following Wednesday.

How does my child log into Sparx, Microsoft Teams, and Class Charts?

Children must visit the website: portal.cetcloud.org.uk

Once children are onto the above website, they must input their school computer username and password.

Username: [Your child's school email address]

Password: [The password your child uses to log onto a school computer]

This will log your child into the student shared area where the online platforms can be accessed. Please use the 'Continue with Microsoft' button and enter the usual username and password.

For a step-by-step guide, you can also refer to:

<https://www.ellisguilfordschool.org.uk/homework>

How does my child submit their homework?

Homework is completed on Sparx. Once completed, scores and answers are sent directly to the class teacher.

All other subjects will be a paper-based knowledge quiz.

My child does not have a device to complete their homework on. What do we do?

Children have access to the school library that has a suite of computers. This is open after school from 3.00pm-4.00pm.

There is a Sparx Maths Club during break 1 every day in G210.

My child has reset their password, and they are still having difficulty logging on.

Please contact Jordan.platten@ellisguilfordschool.org.uk

Sparx Maths Homework

We use Sparx Maths to support our maths homework. If your child needs to reset their password, use the steps below.

1. Go to the Sparx Maths login page: and click on the "Forgotten login details?" link.
2. Select "Student" when prompted.
3. Enter your first name, last name, and date of birth .
4. Click "Submit" to send the request to your teacher.
5. Wait for your teacher to approve the request . You might want to inform your teacher to speed up the process.
6. Return to the login page and click the "Forgotten login details?" link again.
7. Enter your name and date of birth.
8. You will then be prompted to set a new password.
9. The website will check you know your username and password before you continue.

HAVE YOU SIGNED UP TO CLASS CHARTS?



We are migrating our Rewards and Recognition system to Class Charts to work alongside Arbor, giving you easier access to tracking your child's achievement and behaviour in school. You may use the QR Code below to download the Class Charts App

'Celebrate Success'

DOWNLOAD THE FREE PARENT APP NOW



Apple store



Google Play

AMBITION 

INTEGRITY 

RESPECT 

'Instant Communication'



Arbor

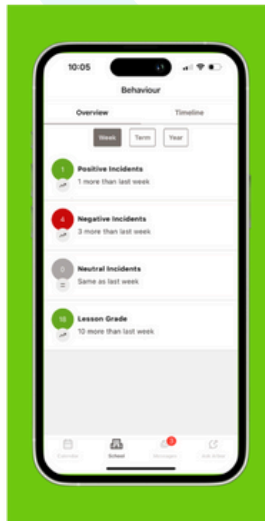
App & Portal

- View your child's Timetable, Clubs and Attendance
- Pay for School Meals through Arbor Pay
- Update your details
- Receive instant messages
- Sign up to trips and after-school clubs



More info is on our website

No more forms!



PLEDGES IN PRACTICE:

Alongside our new values, we have introduced three pledges. These are pledges that children make as being part of Team EGS.

We are asking children to uphold these pledges at all times in and around school.

We know however, that there will be lots of examples of children demonstrating our values and pledges outside of school, and **we need you** to tell us about them.

On our website, you can complete a document to inform us of specific achievements for your child so that we can celebrate them here in school.

Share your Pledges in Practice with us via email, or our MS Form!



Helping a sibling or friend with homework

Remembering that 'Manners Matter'

Picking up litter in our local community

Mastering a skill through practise and commitment

Auditioning for, or taking part in, a performance or show

Showing support to a friend in need

Entering a competition

We'd like you to inform us of specific achievements for your child!

Who to contact?

Effective communication between parents and school is key to supporting your child's success. We encourage you to reach out proactively—whether it's to share concerns, celebrate EGScellence, or seek clarification.

The best starting point is your child's form tutor. You will be given a business card with all their information on tonight - please keep it safe and to hand.

We're here to work in partnership with you, and your voice matters!

Year 7 Team: Year7Team@ellisguilfordschool.org.uk

Year 8 Team: Year8Team@ellisguilfordschool.org.uk

Year 9 Team: Year9Team@ellisguilfordschool.org.uk

Year 10 Team: Year10Team@ellisguilfordschool.org.uk

Year11 Team: Year11Team@ellisguilfordschool.org.uk

School Office: enquiries@ellisguilfordschool.org.uk

Attendance: attendance@ellisguilfordschool.org.uk

Exams Officer: Exams@ellisguilfordschool.org.uk